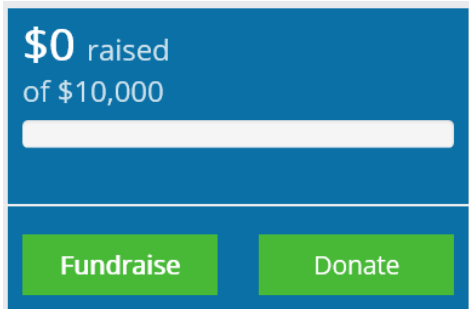


Steps to create your Firstgiving donor page

1. Go to <https://www.firstgiving.com/riverbendds>
2. Click on the RDSA Awareness Walk 2017 link.



3. Click on the Fundraise button to create your team page to allow others to donate to your team. Click on the Donate button if you just want to give to the event.



4. Enter your information into the fields and click Next.

A screenshot of the 'Your FirstGiving account' registration form. The form is titled 'Your FirstGiving account' in a blue header. It contains several sections: 'Email address' with a text input field containing 'name@example.com'; 'Name' with two text input fields for 'First' and 'Last'; 'Billing address' with a text input field for 'Address line 1', and three dropdown menus for 'City', 'State', and 'ZIP code'; a dropdown menu for 'United States'; and 'Choose a password' with two text input fields for 'Password' and 'Retype password'. At the bottom, there is a line of text: 'By continuing, you agree to FirstGiving's [terms and conditions](#)'.

- 5. Decide your team option clicking the appropriate button. Click Next.

The screenshot shows the 'Your FirstGiving account' page with the 'Join a team' section. There are three radio button options: 'I want to join an existing team', 'I want to create my own team' (which is selected), and 'I do not want to join a team'. A 'Next' button is located at the bottom right of the options. Below the options is a blue bar with the text 'Create a personal fundraising page' and 'Confirmation'.

- 6. Enter team information add and optional image if you desire.

The screenshot shows the 'Your FirstGiving account' page with the 'Create your team page' section. It includes a text box for 'Team Name' containing 'Team Kamali', a text box for 'Team Organization' containing 'Friends and Family', and a 'Team Story' section with the text: 'Please consider visiting Kamali's page and help him to reach his fundraising goal. Kamali is a young man striving to excel in life after high school. He currently works at a local restaurant. He loves sports and playing video games. His favorite RDSA activity is the annual Holiday Party where has a great time dancing, eating the great food, and socializing with his friends.' There is also a 'Team Image' section with a link to 'Upload a team image (optional)'.

- 7. Enter your team's fundraising goal. Click next.

The screenshot shows the 'Your FirstGiving account' page with the 'What is your team fundraising goal?' section. A text box contains '\$ 1000.00'. A 'Next' button is located at the bottom right. Below the text box is a blue bar with the text 'Create a personal fundraising page' and 'Confirmation'.

- 8. Create your own fundraising page.

The screenshot shows the 'Create a personal fundraising page' form. It includes a 'Page title*' text box with 'Marc Mitchell's Page', a 'Select an image or upload your own*' section with several image options (balloons, flowers, a person, and a person on a boat) and an 'Upload new photo...' link, and a 'Your story*' section with a rich text editor containing the text: 'Thank you for visiting my fundraising page! Donating through this website is simple, fast and totally secure. It is also the most efficient way to support my fundraising efforts. Many thanks for your support -- and don't forget to forward this to anyone who you think might want to donate too!'.

9. Complete the rest of the information. Click next.

How much do you plan to raise?
\$ 1000.00

Best Practice: Making the first donation to your page is the fastest way to jumpstart your fundraise. Making the first donation shows your supporters you're committed and increase your overall raise!

Make first donation to your page

Amount
\$ 25.00

Cover the fees for your donation (\$1.92)

Display name
Marc Mitchell

Hide my name on your fundraising page

Leave a comment with your donation




10. Click the Submit button to establish your page. A link will be given for you to share with your friends and family to give to your page.

FIRSTgiving

Your Personal Fundraising Page Is Live

Your page has been created. Here's your Page address to share with friends:
<https://www.firstgiving.com/fundraiser/marc-mitchell-1/rdsa-awareness-walk>

Let's get your fundraising started! Promote your page now:

11. Please contact us at Awareness_Walk@RiverbendDS.org or 618-402-8249.